

# Holy Cross Catholic Multi Academy Company



## Gender Pay Gap Report March 31<sup>st</sup> 2025

### Introduction

All organisations who employ 250 or more employees are required by law to publish their specific gender pay information under the Equality Act 2010 (Gender Pay Gap Information) Regulations 2017.

This involves carrying out six calculations that show the difference between the average earnings of men and women in our organisation.

Legislative requirements:

Under the legislation as the Holy Cross Catholic MAC had over 250 employees on 31st March 2025 we are required to publish specific gender pay information:

- Mean and median gender pay gap
- Mean and median gender bonus gap
- Proportion of males and females receiving a bonus
- Proportion of males and females by quartile pay band n Figures for each legal entity with at least 250 employees on the snapshot date must be calculated and reported separately

The mean and median gender pay gap is based on the hourly rates of pay as at 31st March 2025

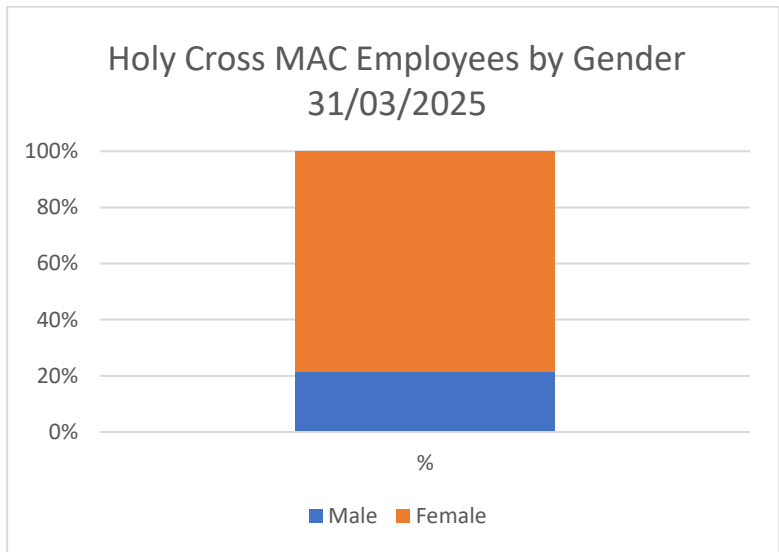
The mean and median gender bonus gap considers bonus pay received in the 12 months leading up to 31st March 2025

Pay quartiles look at the proportion of men and women in four pay bands when we divide our workforce into four equal parts.

**Holy Cross Catholic MAC does not pay bonuses and as such the mean and median bonus gap calculations do not apply.**

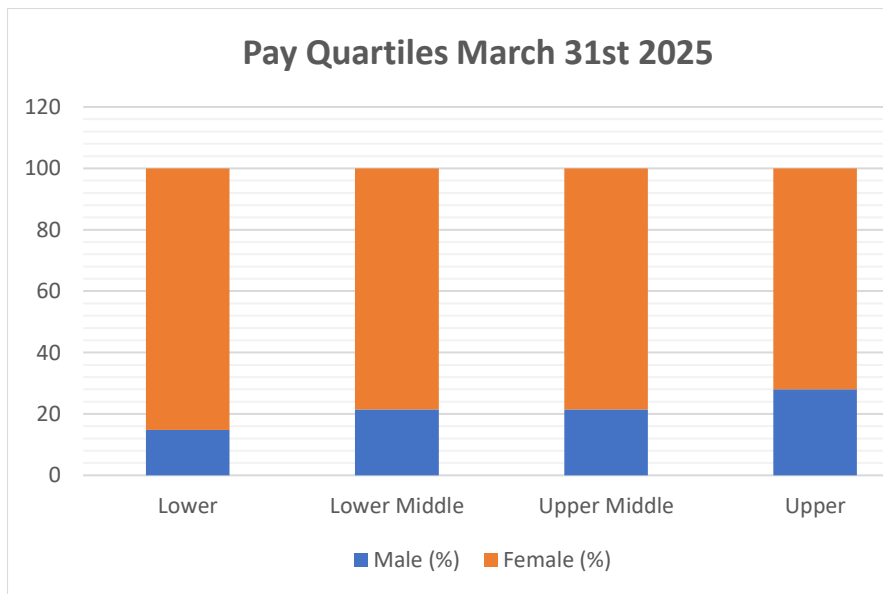
Holy Cross Catholic Multi Academy Company has a total of seven schools and this report provides data on those employees who are employed under a contract of employment, excluding those staff who are on maternity leave; paternity leave; unpaid leave; long term sickness absence and agency staff.

In common with most educational trusts we have a largely female workforce and this is typical across the school sector as a whole. At the point of our snapshot data collection on March 31<sup>st</sup> 2025, there were a total of 428 full-pay relevant employees; 78.7% female and 21.3% male.



**What is our gender pay gap at Holy Cross Catholic MAC?**

The information presented below shows our overall median and mean gender pay based on hourly rates of pay as at the snapshot date of 31st March 2025:



Pay Quartiles	Male (%)	Female (%)
Lower	14.8	85.2
Lower Middle	21.5	78.5
Upper Middle	21.5	78.5
Upper	28.0	72.0

## **Mean and Median Gender Pay Gap**

The mean gender pay gap is the difference in average hourly rates of pay that male and female employees receive. This gives an overall indication of the gender pay gap by taking all the hourly rates of pay and dividing by the number of employees in scope. The median gender pay gap shows the difference between the midpoint of the ranges of hourly pay for men and women by ordering individual rates of pay from lowest to highest and comparing the middle value.

On March 31<sup>st</sup> 2025 our Mean Gender Pay Gap Using Hourly Pay was 9.2% (2024 14.00%) , and our Median Gender Pay Gap Using Hourly Pay was 23.0% (2024 39.9%).

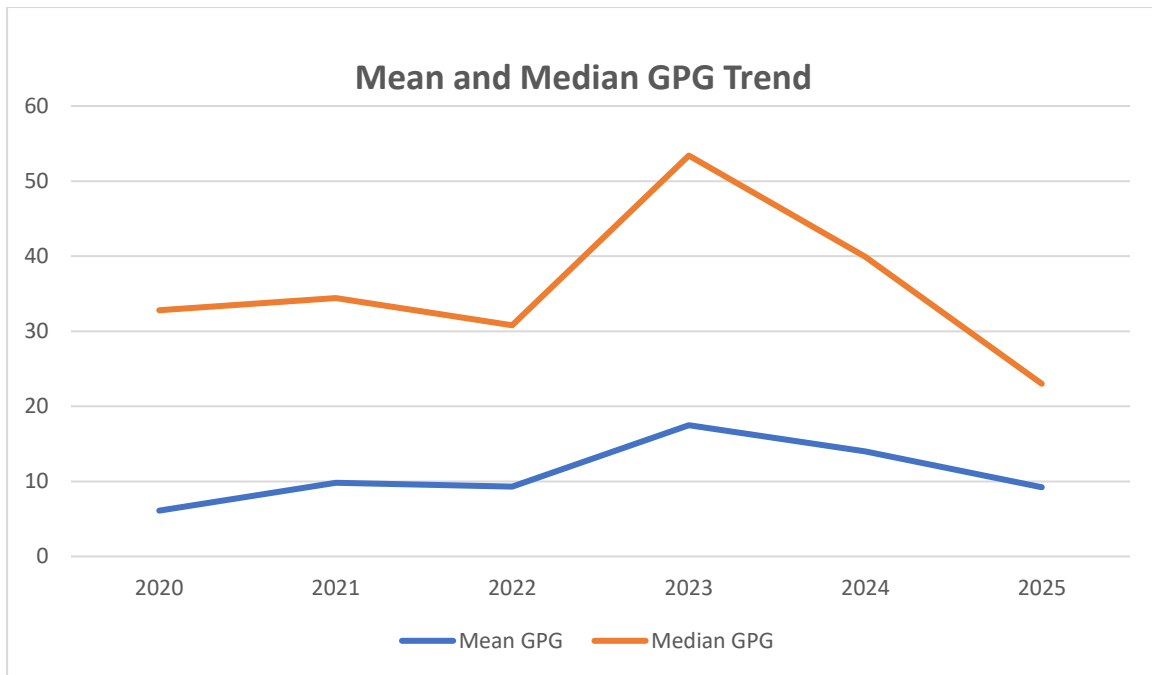
It is important to note that the MAC has continued the Coventry City Council 'single status' grading system used prior to academisation and all equivalent roles are graded and paid equally regardless of gender.

Analysis of the four pay quartiles clearly shows there is a higher proportion of women in all the quartiles. In common with many other educational provisions the highest ratio of female:male is in the highest pay quartile where at Holy Cross MAC the majority of Headteachers are female (Ratio 6:1)

### **Trend:**

Our gender split of employees remains almost unchanged:

Gender	Male	Female
2020	21.30%	78.70%
2021	21.90%	78.10%
2022	21.9%	78.1%
2023	21.17%	78.83%
2024	21.6%	78.4%
2025	21.3%	78.7%



## **Concluding Statement**

Holy Cross Catholic MAC promotes equality of opportunity for all.

In particular, it operates pay and condition policies which are aligned to the nationally agreed pay scales. We are a Living Wage Employer.

The MAC's recruitment processes ensure the best people are recruited, developed and retained irrespective of gender.

Current salary profiles of the top 100 most highly paid employees in the MAC indicate that female staff make up 71.% (72% 2024).

Holy Cross Catholic MAC have the view that the gender pay gap indicated in this report reflects the composition of the workforce rather than pay inequalities.

The Directors are committed to continually review, analyse and challenge data in order to promote the closing of the pay gap wherever possible.